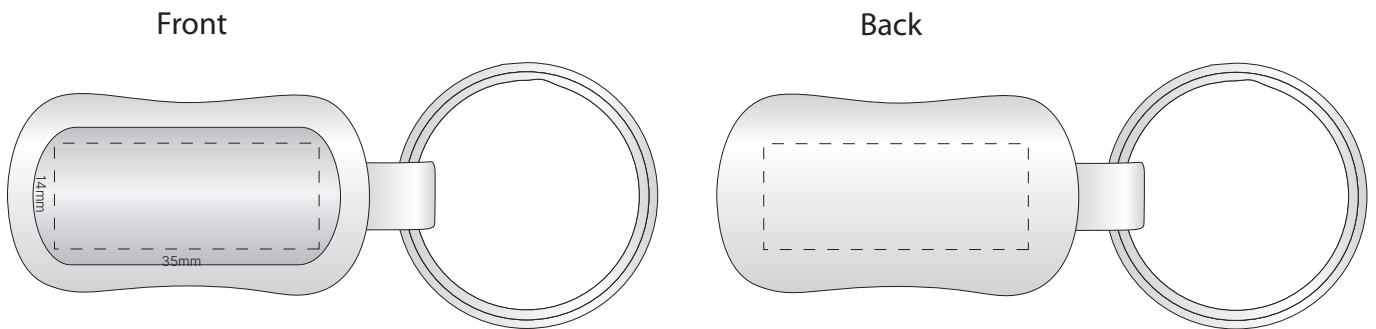



ARTWORK (100% approx.)
NEW/REPEAT ORDER/ REDO/BACK ORDER


Actual Print Size
(Please specify actual print size here)



For Resin Label / Epoxy Dome only:



- Print Area (Please keep important elements within this area)
- Cut Line (This is where your artwork will be trimmed off)
- Bleed area (Artwork that reaches in this area will be trimmed off)

Product Colour/s (Please specify product colour/s here)	Print colour/s (Please specify product colour/s here)	Quantity (Please specify quantity here)
Print Method <input type="checkbox"/> Pad Print: 35mm w x 14mm h <input type="checkbox"/> Laser Engraving: 35mm w x 14mm h <input type="checkbox"/> Epoxy Dome: 40mm w x 18mm h		Colours Available 

Additional Notes/Art Instructions:
*Special art instructions that needs to be noted shall be placed here. If none, this note must be removed.

Disclaimer notes:

Colour proofs are to be used as a guide only. Line drawing is for approximate print positional guide only. Please familiarise yourself with the product prior to approving. It is not intended to be an exact scale or detailed representation. Small details or text, including™®, may fill in and not be legible. Dotted lines will not be printed and are for maximum print guide only. The fine lines and details in your logo may not be able to be clearly.