
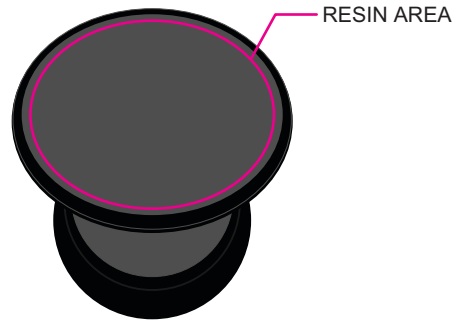

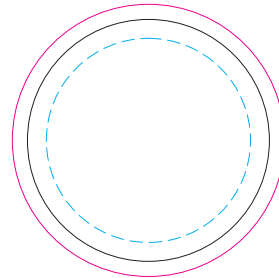


100% of Actual Size
Resin Coated Finish

Magnetic Disc



Dashboard Mount



Blue Line = The SIGNIFICANT PRINT AREA
(Keep all critical images & text within this box)

Black Line = Maximum print area

Pink Line = Bleed off to here